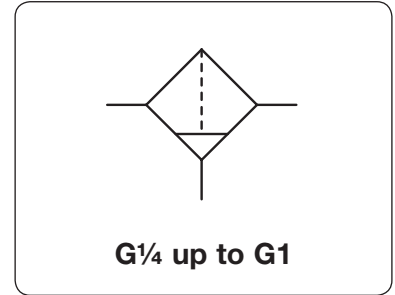


"Maxi" Compressed Air Filter

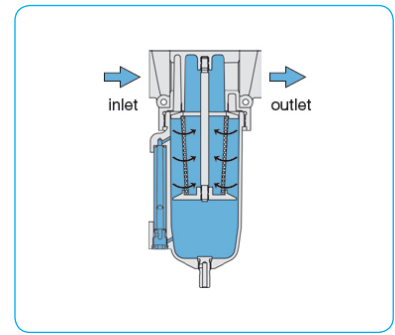
F20

Description	Compressed air filter of modular design with exchangeable inserts. Can be interlocked with regulator or lubricator without need for double nipples. Each "maxi" device may be taken from a fixed line in seconds by simply removing the mounting bolts.	
Filter element	40 µm, optionally 5 µm, made of polypropylene	
Bowl	metal version with sight glass	
Drainage	manual drain as standard,	optionally automatic or semiautomatic drain, for max. 12 bar
Operating pressure	max. 17 bar	
Temperature range	0 °C to 70 °C / 32 °F to 158 °F 0 °C to 50 °C / 32 °F to 122 °F for plastic bowl and automatic or semiautomatic drain version	
Material	Body: zinc die-cast Bowl: zinc die-cast	Sight glass: polyurethane Elastomer: NBR/Buna-N



Dimensions			Bowl	Flow	Supply	Filter	Connection	Order
A	B	C	Design	rate	max.	element	thread	number
mm	mm	mm	made of / with	m ³ /h*1	l/min*1	µm	G	

"Maxi" filter			with manual drain and connection thread, supply pressure max. 17 bar				F20			
89	191	171	metal/sight glass	0.3	90	1500	17	5	G ¹ / ₄	F20-02WG
					132	2200		40		F20-02WJ
					138	2300		5	G ³ / ₈	F20-03WG
					186	3100		40		F20-03WJ
					216	3600		5	G ¹ / ₂	F20-04WG
111	191	171	metal/sight glass	0.3	288	4800		40		F20-04WJ
					294	4900	17	5	G ³ / ₄	F20-06WG
					408	6800		40		F20-06WJ
					300	5000		5	G1	F20-08WG
					420	7000		40		F20-08WJ



Special options, add the appropriate letter

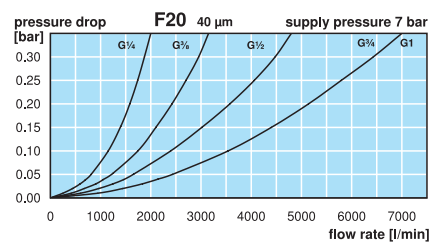
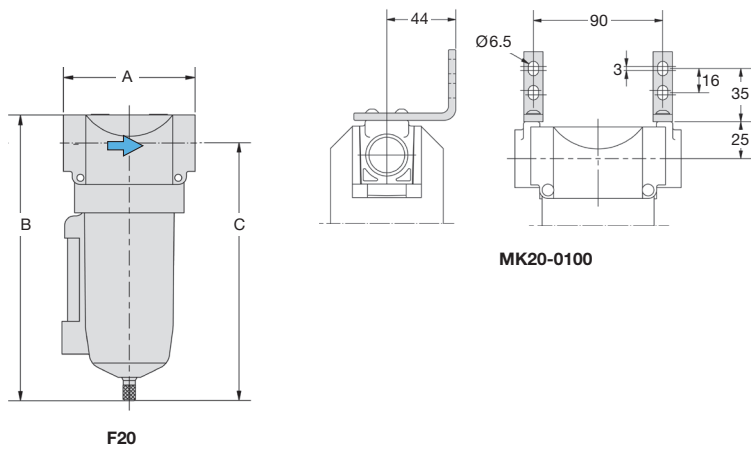
NPT	connection thread	F20-0.W.N
semiautomatic drain	RK500SY, max. 12 bar	F20-0.W.M
automatic drain	SA605MD, max. 12 bar	F20-0.W.R

Accessories, enclosed

mounting bracket set	made of steel	MK20-0100
-----------------------------	---------------	------------------



Filters
16



*1 at 7 bar supply pressure and 0.33 bar pressure drop

Extensions: see chapter for FRL service units
Spare parts: see separate spare parts list

PDF CAD
www.aircom.net

Order example:
F20-02WG